

# Fine Arts Festival 2014

February 16-22nd 2014 • Orme School • Mayer, AZ 86333 • [www.ormeschool.org](http://www.ormeschool.org) • (928) 632-7601

## Footprints Through Time

### 46th Year of Fine Arts Festival!

The Fine Arts Festival has been kept alive and strong for forty six years. We are very proud of this great Orme tradition. It is arguably one of the best weeks of the year; one etching positive memories that Orme students carry forward in their lives. The Festival is a week of total immersion in the Arts. From February 16th through the 22nd, each student will take a workshop with a professional artist for five hours a day, and every evening they attend an art performance. The week culminates on Saturday the 22nd with Grandparents Day when we are joined by family and friends who come to see exhibitions of the students' work, including drumming, a variety show, performing art, and a slide show. After Winter Break, students sign up for three workshops. They are assigned to one using a point system based on their grade level, number of years at Orme, and participation on the student Fine Arts Festival Committee.




The Fine Arts Festival Gallery in the Phillips Library

### The Fine Arts Festival Tradition

The Fine Arts Festival was founded in 1969 by Dot Lewis, art teacher and Chair of the Fine Arts Department. She felt that, because of Orme's rural location, it was important to bring the art world to the School. She established the Festival to bring in top-notch artists to share their skills and passion with students. She also established the Festival Gallery, housed in our Phillips Library during the week. Through the Gallery exhibits, students are exposed to a variety of trends in contemporary art. Proceeds from Gallery sales are used to purchase art for Orme's Permanent Art Collection.

## The Workshops



### 1 CREATIVE WRITING

**Jim Ciletti (42nd Year)**

Creative Writing will use journaling to spark creativity, as well as illuminating journal pages, creating power prompts, taking nature walks, writing of memoirs, poetry, fiction, and/or drama, plus oral performances, and printing up a booklet of student writings.



### 4 PASTELS

**Nance McManus '69 (10th Year)**

PARTY IN PURE PIGMENT AND EXPLORE. You will get to find out how far you can push your own limits with color. Pastels are immediate and to the point. We will take some time to work on drawing skills as well as composition, different surfaces, and color theory all in preparation for a color explosion. Students should be taking photos and looking for images to bring to class so they can interpret them into their own paintings in pastel.



### 6 STAINED GLASS

**Caryl Lomatewama (10th Year)**

Students explore sunlight as a design element. Color, shape, texture, and dimensional possibilities—inherent in combining glass, copper tape, and solder—are limited only by the imagination.


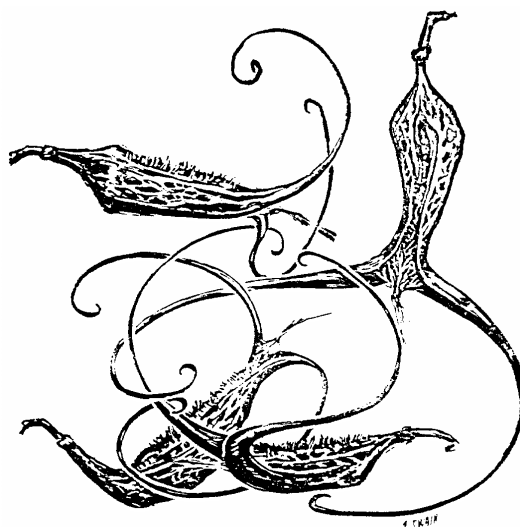


### 2 GLASSBLOWING

**Ramson Lomatewama (21st Year)**

**Phil Atwood (8th Year)**

This class explores color and form, and the challenge of working with glass in a "hot shop." Students first learn the basics of hot glass work by creating paperweights and running the shop. The next level involves actual blowing. This workshop requires good physical condition, as the work is *intense* and *hot*. Be prepared for long hours and few breaks.



### 7 WEST AFRICAN DRUMMING

**Three Trees (9th Year)**

Explore the joyful and empowering rhythms of West Africa. This workshop includes instruction in full ensemble rhythm parts and techniques, and also covers the culture and community importance of drumming in West Africa. Have fun while awakening the drummer within you.



### 3 JEWELRY MAKING

**Larry Alder (16th Year)**


Students become acquainted with the tools and equipment used in creating jewelry, and they experiment with a variety of metal-working techniques.



### 5 COMPUTER ART

**Kevn Lambson (10th Year)**

Students explore the possibilities and techniques of the computer for creative expression in both commercial and fine art, using Adobe Photoshop, Corel Painter, Lightwave, and Pixologic Z Brush.



### 8 FABRIC ARTS

**Kate '72 and Jim '73 Carroll (6th Year)**

Students will learn various methods of quilt/piecework construction in the process of creating a wall piece in their original design. Several methods of fabric picture construction will be introduced, including straight, curved, and circle piecework, cut edge flannel piecing, also many types of surface embellishment techniques - beadwork, and 3D folded 'origami' flowers. Basic hand & sewing machine skills will be taught. No experience necessary.

# The Workshops (continued)



## 9 WATERCOLOR

Chris Masiello (6th Year)

By learning to work with paints, brush strokes, abstract shapes, and the elements of nature, students will explore ways in which artists can use their own visual imagery to release their imagination.



## 10 BLACKSMITHING

Dylan Cook (4th Year)

Work hot steel using both modern and traditional blacksmithing techniques. Emphasis will be on introducing students to the capabilities of steel.



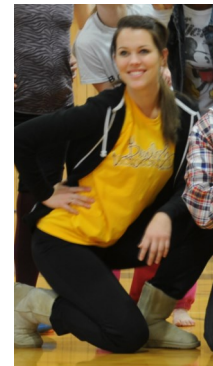

On Grandparents Day, join us for a special dedication for Dorothy "Dot" Lewis, Founder of the Fine Arts Festival.



## 11 SCULPTING AND THE ART OF FOUNDRY

Charles and Chequamegon Orme (2nd Year)

This class will be creating sculptures and patterns for metal casting. The initial part of the week will include classroom sculpting and design skills, and the second part of the week will include mold making and metal castings of each participant's pieces. Students will learn some art history and how this ancient practice has evolved through the centuries. A small portable melt furnace will be used to set up a movable foundry, and students will learn about the safety and metallurgical concerns of the process.



## 12 HIP HOP DANCE

Dusty Savage (2nd Year)

This workshop will be based on two different forms of dance including hip hop and contemporary. Although these are two opposite styles of dance, it will allow you to explore your mind through the movement of dance.

### STUDENT EXPECTATIONS

Attendance is mandatory at announcements, workshop sessions, evening programs, and Grandparents Day luncheon and presentations. Student participation is required for academic credit.

# Schedules

### STUDENT DAILY SCHEDULE

#### Monday through Friday

7:00 – 8:00	AM	Breakfast
8:05 – 8:30	AM	Announcements
8:30 – 10:00	AM	Workshop sessions
10:00 – 10:30	AM	Coffee break
10:30 – 12:00	PM	Workshop sessions
12:00 – 1:00	PM	Lunch
1:00 – 3:00	PM	Workshop sessions
		<b>Afternoon Activities - Depending on Sponsor</b>
6:00 – 6:45	PM	Dinner
7:30	PM	Evening programs
12:00-1:00	PM	Saturday, February 22nd <b>Banquet Luncheon</b>

Note: There will not be a workshop session on Wednesday afternoon, February 19th.

### STUDENT EVENING SCHEDULE

#### Monday through Friday

7:30 - 9:00 p.m.

Monday	Jim Ciletti
	<b>"Public Faces - Private Lives," poetry celebrating the many "faces" we live and share. - Chapel</b>
Tuesday	Dusty Savage
	<b>Dance Performance - Horsecollar Theater</b>
Wednesday	Art Club -
	<b>Coffee Houses - TBD</b>
Thursday	Art Club - <b>Movie Night - Horsecollar Theater</b>
Friday	African Drumming -
	<b>Performance and Dance- Horsecollar Theater</b>

### GRANDPARENTS DAY

#### Saturday, February 22nd

#### Guest Schedule

8:30-10:00	Registration at Old Main Exhibit Preparation & Rehearsals
9:00 AM	Fine Arts Festival Gallery Open – Philips Library Student Art Exhibition – Lou Alfred Room
10:00 AM	Performing Art Presentation
12:00 PM	Banquet Luncheon – Founders Hall
1-5:00 PM	Fine Arts Festival Gallery & Sales and Student Art Exhibits Open
2:00 PM	Drumming Presentation -Buck Hart Horsecollar Theater
3:00 PM	Variety Show & Slide Show -Buck Hart Horsecollar Theater
6:00 PM	Buffet Dinner (optional) - Founders Hall